

## Your generosity changes lives

Dear Western donors and partners,

Your support makes a profound difference at Western. Through continued donor commitment this year, a remarkable \$91.8 million has been raised to enhance our mission of providing excellence in academics, teaching and research.

Endowment funds are crucial to the success of the Western community. A stable and enduring source of revenue, they allow us to provide a transformative learning experience where opportunity and discovery thrive. Endowment funds also extend donor values and priorities for future generations.

Our Investment Committee continues to manage resources judiciously and I'm pleased to share Western's endowment and investment performance for May 1, 2023 – April 30, 2024. This report illustrates your charitable investment at work, and we are incredibly grateful.

I hope you'll read about Naomi Ngobila, a student award recipient in the School for Advanced Studies in the Arts & Humanities at Western. Naomi found her voice advocating for the Black student experience and as an aspiring lawyer, she hopes to help marginalized individuals navigate the criminal justice system.

On behalf of all of us at Western, I offer my sincere thanks for your support. You are helping us change lives and shape a better future.

Sincerely,



**Alan Shepard**  
President & Vice-Chancellor

**“I’m so grateful to feel seen by Western donors. They recognize that students will pay for our education long after we start our careers. Their assistance means a lot.”**



**Naomi Ngobila**

Undergraduate student,  
The School for Advanced  
Studies in the Arts & Humanities

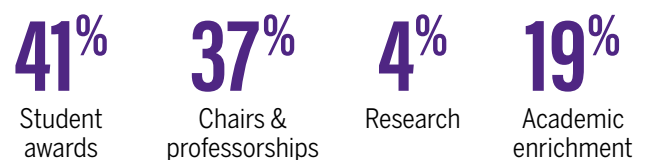
Read Naomi's story [here](#)

## Financial Highlights

Fiscal 2024



Total endowment designated by purpose

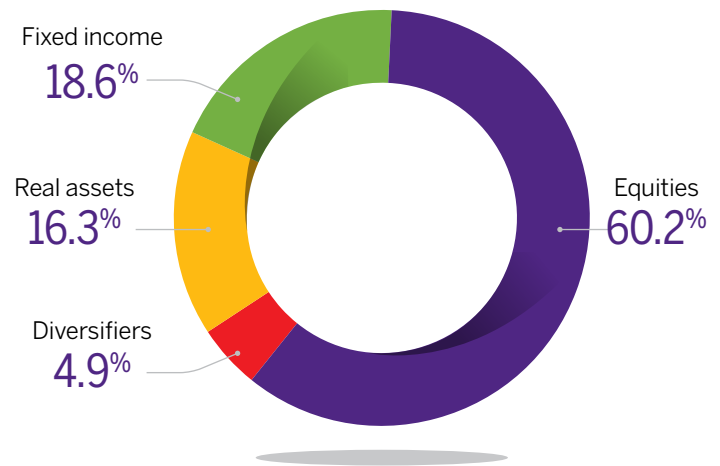


# Investment Management at December 31, 2023

Western's investments are managed carefully by the Investment Committee who ensures the university maximizes the support students and faculty receive. The investment objective of the endowment portfolio is to maintain the purchasing power of donated capital and generate a long-term return to meet the payout rate established by the Board of Governors, which then funds endowed chairs, scholarships and other university needs.

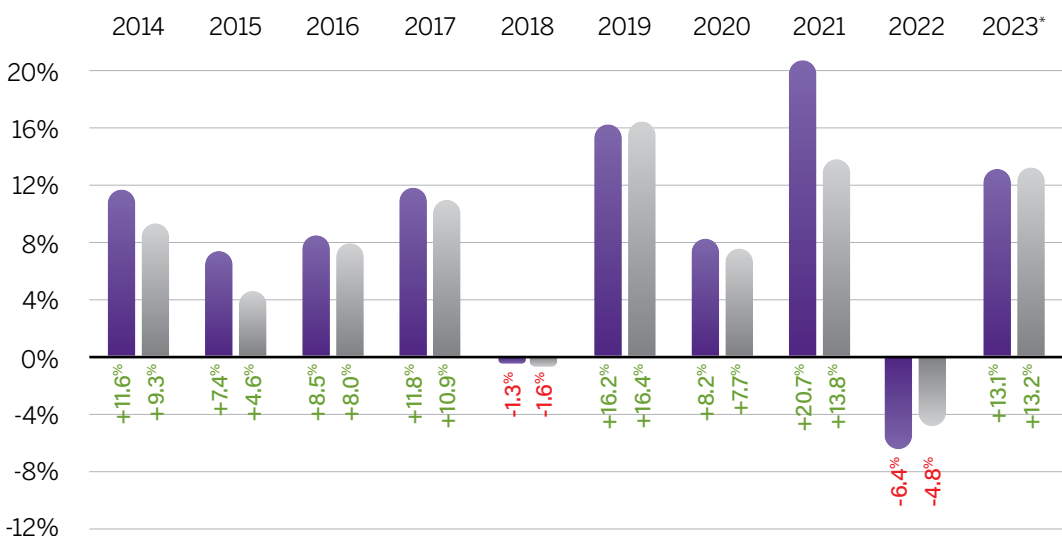
The Investment Committee reviews the asset mix policy on an annual basis to maintain, over the long-term, the best balance between investment returns and an acceptable level of risk.

[Learn more](#) about Investment Management at Western.



## Investment Performance


Investment returns to December 31, 2023




\*Please note, these figures are representative of the returns until December 31, 2023 only.

### Annualized Returns

#### 5-year



#### 10-year



\*\*Benchmark is a weighted factor of asset class policy weights and market index returns. It represents a passive investment alternative.

## Investment payout rates and timing

The total return earned by the endowment portfolio net of investment management costs is allocated proportionately to the capital of each endowment fund at April 30 each year. For the period May 1, 2023 to April 30, 2024 the investment return, net of investment management costs of approximately 1.2 per cent, was 11.4 per cent.

An amount equal to 4.0 per cent of the ending capital averaged over the five most recent years is allocated for expenditure each year. The five-year average is used to level the effect of market fluctuations. The allocation for expenditure is reflected as a transfer from the capital account to the expendable account on your fund report. In the case of new endowments, the average will be calculated based upon the number of years the endowment has been at Western.



# Understanding your Fund Report

**Capital Account:** Portion of the endowment invested to earn income. Unless otherwise directed, donations are deposited into the capital account.

**Expendable Account:** Portion of the endowment available to fund its stated purpose. If directed, donations can be deposited into the expendable account.

**Beginning Balance:** Value at the beginning of the fiscal year. This amount is brought forward from the prior fiscal year.

**New Donations:** Contributions received from donors during the fiscal year.

**Investment Income (Loss):** Investment return for the fiscal year net of investment management costs. For the period May 1, 2023 to April 30, 2024, the investment return, net of investment management costs of approximately 1.2 per cent, was 11.4 per cent.

**Interest on Expendable Account Balance:** Interest income on funds in the expendable account based on the 30-day Canada T-Bill rate, net of costs.

**Expenditures:** Funds spent to support the stated purpose of the endowment. These expenditures carry out donor intent.

**Transfers:** Includes transfers to/from other funds (if any).

**Ending Balance:** Value at the end of the fiscal year. This amount will be carried forward to the next fiscal year.

**2024-2025 Allocation for Expenditure:** Amount allocated from the capital account to the expendable account for spending in 2024-2025. This allocation is made to the endowment at the beginning of the 2024-2025 fiscal year. This amount is calculated at 4.0 per cent of the ending capital balances averaged over the five most recent years. In the case of new endowments, the average will be calculated based upon the numbers of years the endowment has been at Western.

For additional information on Western's investments, please refer to the 2023-2024 Endowment Annual Report.

If you have any questions about your fund report, please contact:

Donor Relations & Stewardship, Development  
Western University  
Westminster Hall, Suite 160  
London, ON N6A 3K7  
stewardship@uwo.ca